

# ATTESTATION INSTRUCTION GUIDE

**THE GRANITE FALLS SCHOOL DISTRICT HAS CREATED A STEP BY STEP GUIDE ON HOW TO COMPLETE YOUR CHILD(REN)'S DAILY ATTESTATION. PLEASE FOLLOW THE STEPS USING THE GUIDE TO COMPLETE THE ATTESTATION VIA THE WEBSITE OR THE SKYWARD APP.**



**GRANITE FALLS SCHOOL DISTRICT WHERE WE EXPECT  
SUCCESS!**

# ATTESTATION VIA WEBSITE

HOW TO COMPLETE YOUR CHILDS DAILY  
ATTESTATION REQUIREMENT- VIA WEBSITE

## STEP 1

FROM THE DISTRICT  
WEBSITE - CLICK ON THE  
SKYWARD LINK UNDER THE  
QUICKLINKS



## STEP 2

ON LOGIN PAGE  
ENTER USERNAME  
ENTER PASSWORD



A screenshot of the Skyward login page. At the top is the Skyward logo and the text "GRANITE FALLS SCHOOL DISTRICT Granite Falls S.D. #332". Below this are two input fields: "Login ID:" with a purple box and "Password:" with a white box. A "Sign In" button is below the password field. Below the button is the text "Forgot your Login/Password?". At the bottom right is the version number "05.21.02.00.04". At the bottom left is a dropdown menu labeled "Login Area:" with "All Areas" selected.

## STEP 3

ON HOMEPAGE, UNDER  
FAMILY ACCESS, SELECT  
ALL STUDENTS



# ATTESTATION VIA WEBSITE

HOW TO COMPLETE YOUR CHILDS DAILY  
ATTESTATION REQUIREMENT- VIA WEBSITE

## STEP 4

**CENTER OF SCREEN  
UNDER WELLNESS  
SCREENING  
ANSWER THE TWO  
QUESTIONS FOR ALL  
CHILDREN. CLICK SAVE ON  
THE BOTTOM LEFT.**

Wellness Screening Thu Apr 1, 2021

1. Have you (student/staff) had any of the following symptoms for greater than 24 hours?

- Fever or chills
- Cough
- Shortness of breath or difficulty breathing
- Headache
- Congestion or runny nose
- Chest pain, pressure, or tightness
- Fatigue or difficulty with exercise
- New loss of taste or smell
- Persistent muscle aches or pains
- Sore throat
- Nausea or vomiting
- Diarrhea

Yes  No

Yes  No

Yes  No

2. Have you (student/staff) taken any fever reducing medication before coming to school/work today?

Do you (student/staff) have a temperature of 100.4 degrees or higher?  
Within the last 14 days, have you (student/staff) been diagnosed or tested positive for COVID-19 infection?  
Do you have a family or household member diagnosed with the COVID-19 virus currently or in the past 14 days?

If you answer yes to any of these questions, please contact your building secretary to provide exact date of contact.

Yes  No

Yes  No

Yes  No

## STEP 5

**CONGRATULATIONS! YOU  
WILL SEE GREEN CHECK  
MARKS FOR ALL  
COMPLETED  
ATTESTATIONS.**

Wellness Screening Thu Apr 1, 2021

Based on your responses, you are feeling well enough for school today.

Based on your responses, you are feeling well enough for school today.

Based on your responses, you are feeling well enough for school today.

## STEP 6

**CONGRATULATIONS, YOU  
HAVE COMPLETED THE  
DAILY ATTESTATION!**

**GOOD  
JOB**

# ATTESTATION VIA APP

HOW TO COMPLETE YOUR CHILDS DAILY  
ATTESTATION REQUIREMENT- VIA SKYWARD APP

## STEP 1

### OPEN THE SKYWARD APP

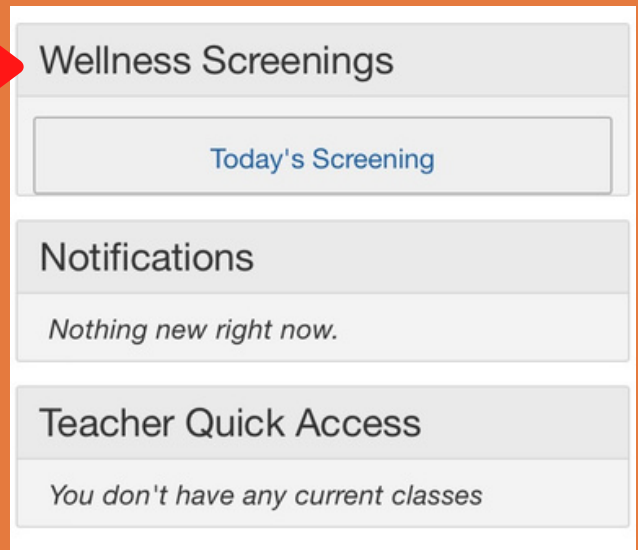
IF YOU DON'T CURRENTLY HAVE  
THE APP DOWNLOADED ON YOUR  
PHONE, GO TO THE APP STORE,  
SEARCH SKYWARD MOBILE  
ACCESS, SELECT "GET" TO  
DOWNLOAD THE SKYWARD  
MOBILE ACCESS APP.



## STEP 2

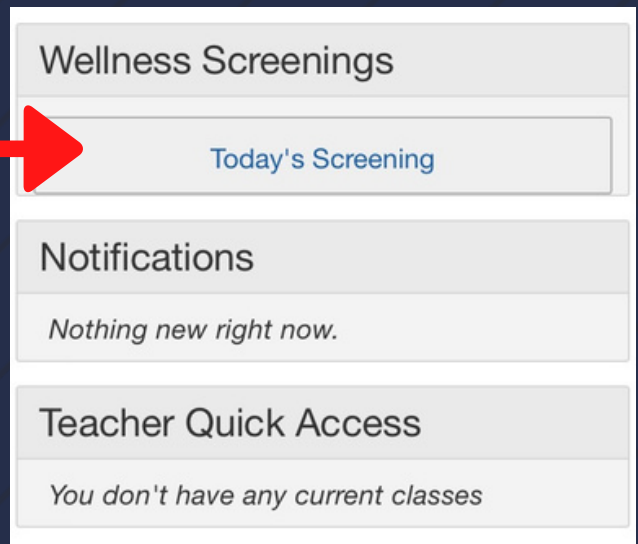
SCROLL DOWN TO  
WELLNESS SCREENINGS

ON THE HOMESCREEN, SCROLL  
DOWN UNTIL YOU SEE WELLNESS  
SCREENINGS- TODAY'S  
SCREENING.



## STEP 3

CLICK ON TODAY'S  
SCREENING

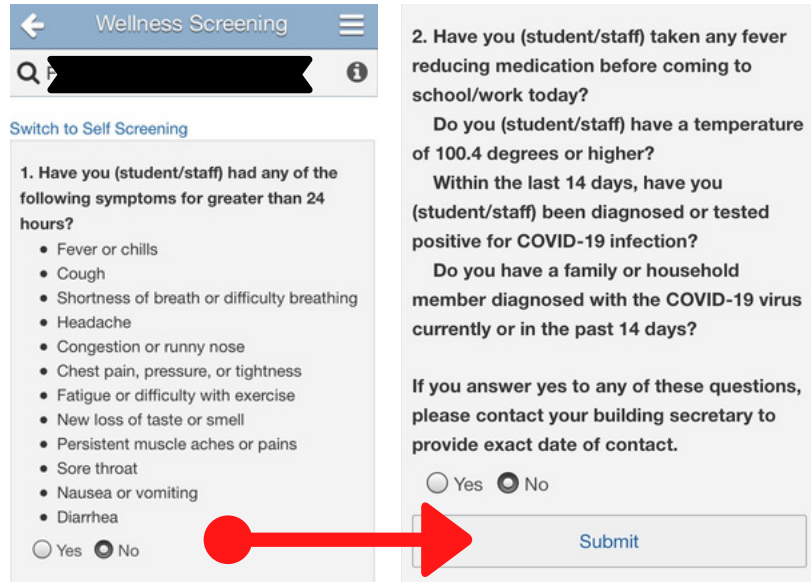


# ATTESTATION VIA APP

HOW TO COMPLETE YOUR CHILDS DAILY  
ATTESTATION REQUIREMENT- VIA SKYWARD APP

## STEP 4

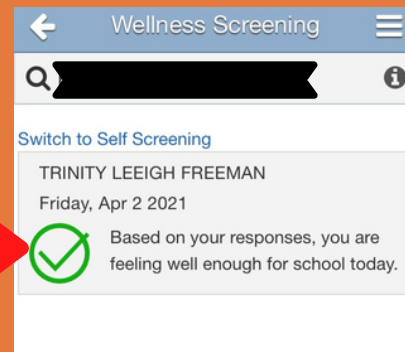
COMPLETE THE WELLNESS  
SCREENING BY ANSWERING  
TWO QUESTIONS AND CLICK  
SUBMIT.



The screenshot shows the 'Wellness Screening' app interface. At the top, there is a search bar with a red circle around it. Below the search bar, there is a 'Switch to Self Screening' link. The first question asks: '1. Have you (student/staff) had any of the following symptoms for greater than 24 hours?' followed by a list of symptoms: Fever or chills, Cough, Shortness of breath or difficulty breathing, Headache, Congestion or runny nose, Chest pain, pressure, or tightness, Fatigue or difficulty with exercise, New loss of taste or smell, Persistent muscle aches or pains, Sore throat, Nausea or vomiting, and Diarrhea. Below the list are radio buttons for 'Yes' and 'No', with 'No' selected. The second question asks: '2. Have you (student/staff) taken any fever reducing medication before coming to school/work today?' followed by a sub-question: 'Do you (student/staff) have a temperature of 100.4 degrees or higher? Within the last 14 days, have you (student/staff) been diagnosed or tested positive for COVID-19 infection? Do you have a family or household member diagnosed with the COVID-19 virus currently or in the past 14 days?'. Below this is another set of radio buttons for 'Yes' and 'No', with 'No' selected. At the bottom right, there is a 'Submit' button with a red arrow pointing to it.

## STEP 5

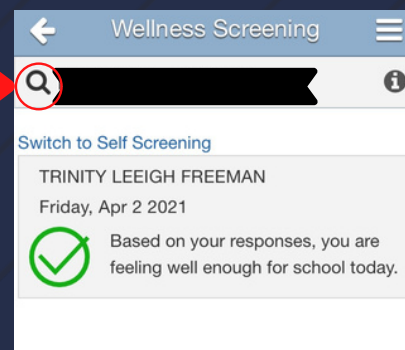
CONGRATULATIONS! YOU  
WILL SEE A GREEN CHECK  
MARK SHOWING YOU  
COMPLETED THE  
ATTESTATION.



The screenshot shows the 'Wellness Screening' app interface after completion. At the top, there is a search bar with a red circle around it. Below the search bar, there is a 'Switch to Self Screening' link. The user's name 'TRINITY LEEIGH FREEMAN' and the date 'Friday, Apr 2 2021' are displayed. A green checkmark is shown next to the text: 'Based on your responses, you are feeling well enough for school today.'

## STEP 6

FOR THE NEXT CHILD-  
CLICK ON THE SEARCH  
ICON AND SELECT YOUR  
NEXT CHILD. PROCEED TO  
COMPLETE STEPS 1-4 FOR  
EACH ADDITIONAL CHILD.



The screenshot shows the 'Wellness Screening' app interface. At the top, there is a search bar with a red circle around it. Below the search bar, there is a 'Switch to Self Screening' link. The user's name 'TRINITY LEEIGH FREEMAN' and the date 'Friday, Apr 2 2021' are displayed. A green checkmark is shown next to the text: 'Based on your responses, you are feeling well enough for school today.'