

ATTESTATION INSTRUCTION GUIDE

THE GRANITE FALLS SCHOOL DISTRICT HAS CREATED A STEP BY STEP GUIDE ON HOW TO COMPLETE YOUR CHILD(REN)'S DAILY ATTESTATION. PLEASE FOLLOW THE STEPS USING THE GUIDE TO COMPLETE THE ATTESTATION VIA THE WEBSITE OR THE SKYWARD APP.



**GRANITE FALLS SCHOOL DISTRICT WHERE WE EXPECT
SUCCESS!**

ATTESTATION VIA APP

HOW TO COMPLETE YOUR CHILDS DAILY
ATTESTATION REQUIREMENT- VIA SKYWARD APP

STEP 1

OPEN THE SKYWARD APP

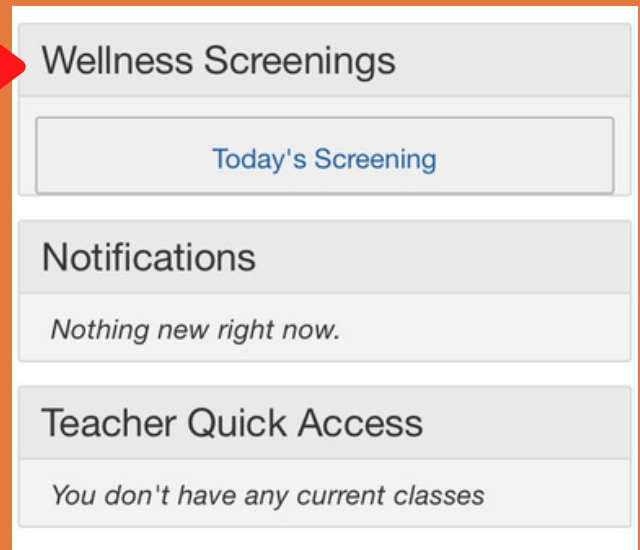
IF YOU DON'T CURRENTLY HAVE
THE APP DOWNLOADED ON YOUR
PHONE, GO TO THE APP STORE,
SEARCH SKYWARD MOBILE
ACCESS, SELECT "GET" TO
DOWNLOAD THE SKYWARD
MOBILE ACCESS APP.



STEP 2

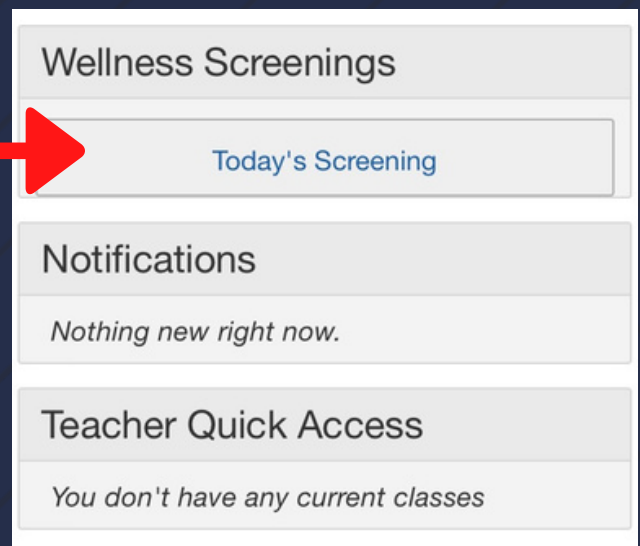
SCROLL DOWN TO
WELLNESS SCREENINGS

ON THE HOMESCREEN, SCROLL
DOWN UNTIL YOU SEE WELLNESS
SCREENINGS- TODAY'S
SCREENING.



STEP 3

CLICK ON TODAY'S
SCREENING

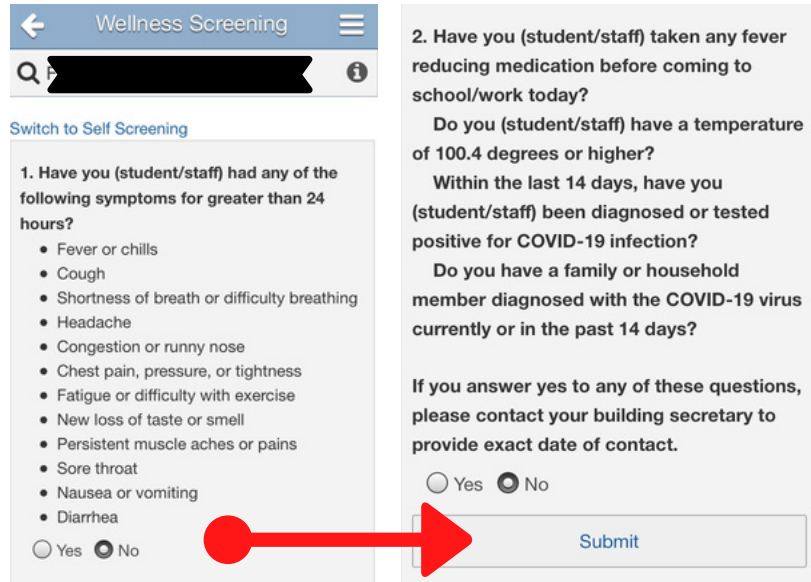


ATTESTATION VIA APP

HOW TO COMPLETE YOUR CHILDS DAILY
ATTESTATION REQUIREMENT- VIA SKYWARD APP

STEP 4

COMPLETE THE WELLNESS
SCREENING BY ANSWERING
TWO QUESTIONS AND CLICK
SUBMIT.



The screenshot shows the 'Wellness Screening' app interface. At the top, there is a back arrow, the title 'Wellness Screening', and a menu icon. Below the title is a search bar with a magnifying glass icon and a redacted name. A blue link 'Switch to Self Screening' is visible. The first question asks if the user has had any of the following symptoms for greater than 24 hours: Fever or chills, Cough, Shortness of breath or difficulty breathing, Headache, Congestion or runny nose, Chest pain, pressure, or tightness, Fatigue or difficulty with exercise, New loss of taste or smell, Persistent muscle aches or pains, Sore throat, Nausea or vomiting, and Diarrhea. The 'No' radio button is selected. The second question asks if the user has taken any fever-reducing medication before coming to school/work today, and if they have a temperature of 100.4 degrees or higher within the last 14 days, or if they have been diagnosed or tested positive for COVID-19, or if a family member has been diagnosed with COVID-19 in the past 14 days. The 'No' radio button is selected. A 'Submit' button is at the bottom right. A red arrow points from the 'Submit' button in the first screenshot to the 'Submit' button in the second screenshot.

2. Have you (student/staff) taken any fever reducing medication before coming to school/work today?
Do you (student/staff) have a temperature of 100.4 degrees or higher?
Within the last 14 days, have you (student/staff) been diagnosed or tested positive for COVID-19 infection?
Do you have a family or household member diagnosed with the COVID-19 virus currently or in the past 14 days?

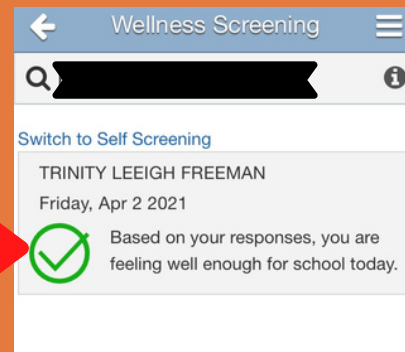
If you answer yes to any of these questions, please contact your building secretary to provide exact date of contact.

Yes No

Submit

STEP 5

CONGRATULATIONS! YOU
WILL SEE A GREEN CHECK
MARK SHOWING YOU
COMPLETED THE
ATTESTATION.



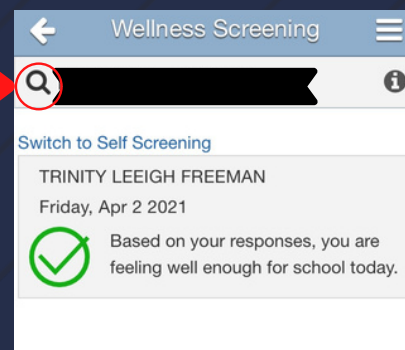
The screenshot shows the 'Wellness Screening' app interface after completion. It displays the name 'TRINITY LEEIGH FREEMAN' and the date 'Friday, Apr 2 2021'. A green checkmark icon is next to the text 'Based on your responses, you are feeling well enough for school today.' A red arrow points from the 'Submit' button in the previous screenshot to this green checkmark.

TRINITY LEEIGH FREEMAN
Friday, Apr 2 2021

Based on your responses, you are feeling well enough for school today.

STEP 6

FOR THE NEXT CHILD-
CLICK ON THE SEARCH
ICON AND SELECT YOUR
NEXT CHILD. PROCEED TO
COMPLETE STEPS 1-4 FOR
EACH ADDITIONAL CHILD.



The screenshot shows the 'Wellness Screening' app interface. The search icon (magnifying glass) in the search bar is circled in red. A red arrow points from the search icon in this screenshot to the search icon in the next screenshot.

Wellness Screening

Switch to Self Screening

TRINITY LEEIGH FREEMAN
Friday, Apr 2 2021

Based on your responses, you are feeling well enough for school today.